

OpenPowerNet

Release Notes Version 1.7.1

Institut für Bahntechnik GmbH
Branch Office Dresden

Document No. OPN/RN/1.7.1

I:\opn\10_documents\20_program_documentation\30_release_notes\rn_opn_01.07.01.docx

Author	Review	Release
_____	_____	_____
Date Martin Jacob	Date Harald Scheiner	Date Dr. Jörg von Lingen

1 Introduction

1.1 Overview

The purpose of this document is to describe the changes and the status of OpenPowerNet version 1.7.1. The document contains:

- List of delivered files on DVD,
- Description of the main functionality,
- Any restrictions known,
- List of corresponding documentation and
- Known issues.

1.2 Configuration

See document Installation Instruction version 1.7.1 for required third-party software versions.

1.3 Acronyms and abbreviations

The following abbreviations are used within this document.



Abbreviation	Description
2AC	2 Phase AC
AC	Alternating Current
ATM	Advance Train Module
DC	Direct Current
DVD	Digital Versatile Disk
GUI	Graphical User Interface
ODBC	Open Database Connectivity
PSC	Power Supply Calculation

2 List of files on DVD delivery

```

OPN_InstallationInstruction_1.7.1.pdf
OPN_ReleaseNotes_1.7.1.pdf
OPN_UserManual_1.7.1.pdf
OpenPowerNet\my.ini
OpenPowerNet\createUser.bat
OpenPowerNet\OpenPowerNet-1.7.1.zip
OpenTrack\OpenTrack.V_1.8.4.2017-06-06.zip
ThirdPartyPrograms\ required by OpenPowerNet, see Installation Instructions
update\

```

OPN/RN/	 OpenPowerNet	 Institut für Bahntechnik GmbH
Page 3 of 5	Release Notes Version 1.7.1	Issue 2017-08-04

3 Main functionality

OpenPowerNet version 1.7.1 has the following main functionality:

- Calculation of AC, 2AC and DC power supply system,
- Calculation of magnetic coupling of conductors is done internally,
- AC / 2AC power supply models:
 - Transformer,
 - Converter (SFC),
 - Auto transformer,
 - Booster transformer,
- DC power supply models:
 - Rectifier/Inverter,
- Energy storage for stabilisation of line voltage and energy saving,
- Voltage limiting device model to limit the touch voltage,
- Calculation of tractive effort with retroactive effect to the railway operation simulator OpenTrack,
- Calculation regenerative braking,
- Consideration of tractive and braking current limitation,
- Consideration of power factor at vehicle pantograph,
- Calculation of electrical engines with single or multiple propulsion systems,
- Division of power consumption for multiple Train Operating Companies,
- Evaluation of engine energy storage,
- Consideration of coasting behaviour of the courses,
- Consideration of changing train mass at station stops,
- Calculation of short circuit currents,
- Quick evaluation of network structure using constant current engine model,
- Visualisation of results using prepared Excel-Files and
- Visualisation of results using the automated analysis of the Analysis Tool generating Excel and PDF files for:
 - Minimum pantograph voltage,
 - Maximum touch voltage,
 - Maximum leakage current,
 - Substation:
 - Feeder current versus time and as TRLPC¹,
 - Busbar voltage versus time,
 - Power (P,Q,S) versus time and as TRLPC for input, output and total (per substation and total of all substations of a network),
 - Power factor versus time,
 - Magnetic Field as flux density (B-field) and field strength (H-field),

¹ The **Time-Rated Load Periods Curve** (TRLPC) shows the maximum or minimum of a set of varying window-size averages where the window time duration is defined by the x-axis value.

- Conductor and connector current versus time and as TRLPC¹,
- Voltage versus time and as TRLPC¹,
- Energy overview,
- Vehicle specific charts,
- Vehicle specific overview

4 Changes since version 1.7.0

- General:
 - This is a bugfix release.
- NMMV
 - Fix Wizard cancel as this did not allow to close the wizard and blocked the application in case of a model parse error.
- Analysis Vehicles:
 - If engines are mixed with/without auxiliaries, energy storage and transformer, some engines would be skipped for all engines charts (error message INT-W-522). Chart output will always be created now if the item is selected. This may lead to empty charts.

5 Known restrictions

OpenPowerNet is tested with OpenTrack version 1.8.4 (2017-06-06) and should only be used with this version.

OpenPowerNet is a single user application. It is not tested to use the same database for multiple users at the same time.

6 Version of corresponding documentation



The following table lists the version of the documents related to OpenPowerNet 1.7.1.

Document	Version
Installation Instruction	1.7.1
User Manual	1.7.1

7 Known issues

The following table contains all known but unsolved issues.

ID	Summary	Status
371	<p>When using larger time steps other than 1s, OpenTrack sends the requests not for all courses in the same time raster but OpenPowerNet is designed to calculate always in the same time raster.</p> <p>Workaround 1: Use always 1s simulation time steps.</p> <p>Workaround 2: Set all times within OpenTrack in the raster according to the selected simulation time step, e.g. for 3s time step only time hh:mm:00, hh:mm:03, hh:mm:06</p> <p>The simulation will be terminated by OpenPowerNet in case of OpenTrack requests outside of the time raster.</p>	Can't be solved.

OPN/RN/		
Page 5 of 5	Release Notes Version 1.7.1	Issue 2017-08-04
458	<p>The information of split, merged and connected courses is not available in OpenPowerNet. Therefore the engine energy storage of an engine will be reset to the initial values even if the new course is connected with the previous course and the two courses represent the same physical train.</p>	Open
582	<p>Creation of magnetic field image needs the desired character set to be used for output set as system locale as Matlab plot functions do not handle unicode characters.</p>	Can't be solved.